



4D MET CAUTIOUS FUND OF FUNDS

31 March 2013

4D Wealth Management is a licensed Financial Services Provider
License Number: 40794

PORTFOLIO OBJECTIVE

The 4D Met Cautious Fund of Funds is a cautious managed fund of funds portfolio. The primary investment objective of the portfolio is to provide the investor with a high level of income while preserving capital in real terms.

INVESTMENT STRATEGY

Investments to be included in the 4D Met Cautious Fund of Funds will, apart from assets in liquid form, consist solely of participatory interests and other forms of participation of local and global collective investment schemes, or other similar schemes operated in territories with a regulatory environment which is to the satisfaction of the manager and trustee of a sufficient standard to provide the investor protection at least equivalent to that in South Africa and which is consistent with the portfolio's primary objective, investing in amongst others equity securities, property securities, non-equity securities, money market instruments, preference shares and bonds. To provide a limited level of capital protection, the portfolio's equity exposure may be as high as 40% of the portfolio's net asset value. The composition of the portfolio shall reflect the investment structure of a retirement fund with a cautious risk profile and will comply with prudential guidelines.

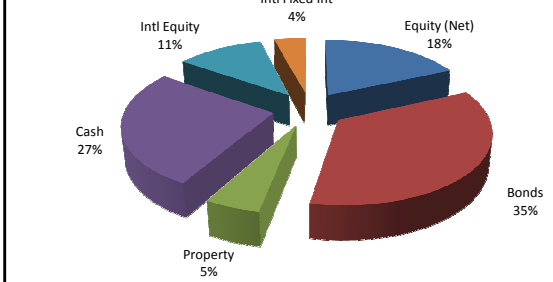
ABOUT THE PORTFOLIO

Investment Manager: 4D Wealth Management
Portfolio Manager: Dean Prigge
Email: coetzeereon@4d.co.za
Telephone: 012 991 9600
Website: www.4d.co.za
Inception Date: 23-Sep-11
Distribution Dates: Declare: 31 Mar, 30 Jun
30 Sep & 31 Dec
Pay: 1st working day of next month
Distribution 2013: 0.845 cpu
Valuation Time: 08h00 (T+1)
Transaction Time: 13h00
Category: SA Multi Asset - Low Equity
Risk: Low Risk
Benchmark: CPI + 2% per annum
Management Fee: 1.14% (incl. VAT)
Fee Classes: Class A, Class S1
Capital Preservation Period: Rolling 24 months
Regulation 28: Compliant
Latest TER: 2.39%

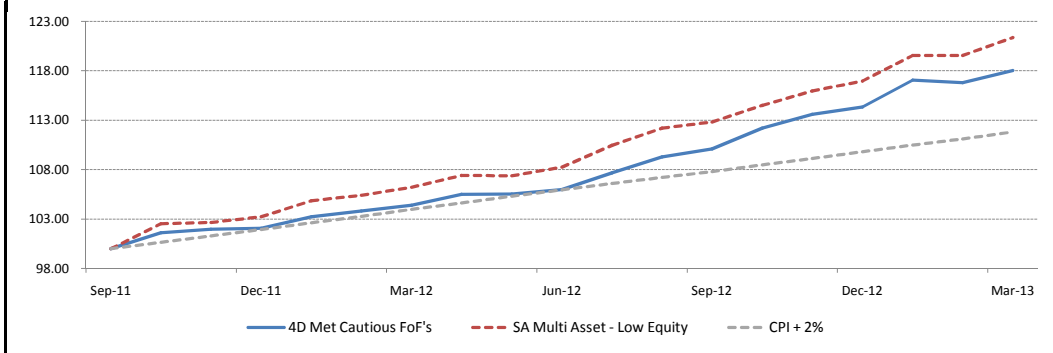
FUND SELECTION

Core Funds	
Investec Cautious Managed A	15.00%
Coronation Balanced Defensive A	15.00%
4D Met Flexible Fund	10.00%
Asset Class Specific Funds	
Stanlib Income R	12.36%
Coronation Strategic Income A	14.83%
Prudential Enhanced Income B	14.83%
Stanlib Aggressive Income	7.42%
Investec Property Equity B	0.42%
Nedgroup Inv Rainmaker A	0.95%
360One Met Equity	0.95%
Prudential Equity B	0.95%
Foord Equity Fund B1	0.95%
Coro Optimum Growth	6.34%

ASSET ALLOCATION




PORTFOLIO PERFORMANCE



MONTHLY PERFORMANCES - Actual Performance

Inception: 23 Sept '11		JAN	FEB	MAR	APR	MAY	JUN	JUL	AUG	SEP	OCT	NOV	DEC	TOTAL	PEER AVE
Year to date	Fund: 2011										1.60%	0.36%	0.10%	2.07%	3.22%
	Benchmark: 2011										0.63%	0.64%	0.67%	1.95%	
Fund: 2012	Fund: 2012	1.14%	0.58%	0.54%	1.06%	0.02%	0.45%	1.59%	1.49%	0.74%	1.91%	1.25%	0.66%	12.03%	13.32%
	Benchmark: 2012	0.66%	0.63%	0.67%	0.63%	0.67%	0.61%	0.61%	0.57%	0.56%	0.61%	0.60%	0.62%	7.71%	
Fund: 2013	Fund: 2013	2.38%	-0.23%	1.04%										3.21%	3.76%
	Benchmark: 2013	0.63%	0.55%	0.64%										1.83%	

ASSET CLASS BUCKET ALLOCATION



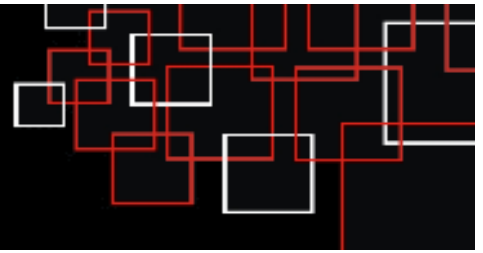
UNDERLYING FUND PERFORMANCES ANALYSIS

Underlying Funds	Fund	Benchmark	Excess Performance
Investec Cautious Managed A	1.56%	1.51%	0.05%
Coronation Balanced Defensive A	1.75%	1.51%	0.24%
4D Met Flexible Fund	-1.06%	0.81%	-1.87%
Stanlib Income Fund R	0.51%	0.43%	0.08%
Coronation Strategic Income A	0.93%	0.05%	0.88%
Prudential Enhanced Income B	0.74%	0.05%	0.69%
Stanlib Aggressive Income	1.31%	0.05%	1.26%
Investec Property Equity B	3.49%	3.28%	0.21%
Nedgroup Inv Rainmaker A	0.69%	1.19%	-0.51%
360One Met Equity	2.97%	1.19%	1.77%
Prudential Equity B	0.90%	1.19%	-0.29%
Foord Equity Fund B1	2.98%	1.19%	1.79%
Coronation Optimum Growth	3.86%	1.19%	2.67%

CONTACT DETAILS

4D Wealth Management
4D House, Block 2, 1st Floor, The Boardwalk Lakeside
107 Haymeadow Crescent, Faerie Glen, 0043
Tel. 012 991 6900 | Fax. 086 537 8555 t | www.4d.co.za





DISCLOSURE

CONTACT DETAILS

4D Wealth Management
4D House, Block 2, 1st Floor, The Boardwalk Lakeside
107 Haymeadow Crescent, Faerie Glen, 0043
Tel. 012 991 6900 | Fax. 086 537 8555 t | www.4d.co.za

BANKING DETAILS

FIRST NATIONAL BANK

Account holder: Met Collective Investments Ltd-METCI Client Deposit Trust
Account number: 623 614 33784
Branch code: 253-145
Branch Name: Global Transactional Banking

FAIS CONFLICT OF INTEREST DISCLOSURE

Please note that in most cases where the FSP is a related party to 4D Wealth Management and/or Metropolitan, 4D Wealth Management and/or the distributor earns additional fees apart from the FSP's client advisory fees. It is the FSP's responsibility to disclose additional fees to you as the client. Such fees are paid out of the portfolio's service charge and ranges anything between (excl VAT):

MetCI	4 D Wealth Management	Distributor / LISP	Service Fee (Excl. VAT)
Up to 0.25%	Up to 0.75%	0.00%	1.00%

TOTAL EXPENSE RATIO:

As at 31 December 2012 the TER for the Fund was 2.39%

The Total Expense Ratio (TER) has been calculated using data from 1 January 2012 until 31 December 2012. The TER % of the average Net Asset Value of the portfolio were incurred as charges, levies and fees related to the management of the portfolio. A higher TER ratio does not necessarily imply a poor return, nor does a low TER imply a good return. The current TER can not be regarded as an indication of future TER's.

Custodian: Standard Executors & Trustees: Tel (021) 441-4100 . Metropolitan Collective Investments Limited Parc du Cap Mispel Road Bellville, PO Box 925 Bellville 7535
Tel (021) 940-5982, Fax (012) 675-3889 Call Centre, Tel: 0860 100 279 Registration No 1991/03741/06.

DISCLOSURE

Collective Investment Schemes (CIS) in securities are generally medium to long term investments. The value of participatory interests may go down as well as up and past performance is not necessarily a guide to the future. All CIS are traded at ruling prices and can engage in borrowing and scrip lending. A schedule of fees and charges and maximum commissions is available on request. Commission may be paid and if so, would be included in the overall costs. A fund of fund portfolio is a portfolio that invests in portfolios of collective investment schemes, which levy their own charges, which could result in a higher fee structure for these portfolios. Forward pricing is used. Fluctuations or movements in exchange rates may cause the value of underlying international investments to go up or down. MET Collective Investments Limited reserves the right to close and reopen certain portfolios from time to time in order to manage them more efficiently. The Fund may borrow up to 10% of the market value of the portfolio to bridge insufficient liquidity. Different classes of participatory interests apply to certain portfolios, which are subject to different fees and charges. Performance figures quoted are from Morningstar/MoneyMate, as at the date of this factsheet for a lump sum investment, using NAV-NAV prices with income distributions reinvested. Service charges and investment manager charges are calculated and accrued on the daily marketed value of the investment and paid out monthly. MET Collective Investments Limited is the Manager of the MET Collective Investments Scheme, and a full member of the Association for Savings and Investment SA. Although reasonable steps have been taken to ensure the validity and accuracy of the information in this document, MET Collective Investments Limited does not accept any responsibility for any claim, damages, loss or expense, howsoever arising, out of or in connection with the information in this document, whether by a client, investor or intermediary. This document should not be seen as an offer to purchase any specific product and is not to be construed as advice or guidance in any form whatsoever. Investors are encouraged to obtain independent professional investment and taxation advice before investing with or in any of MET Collective Investments Limited Limited's product.

met
collective investments